

# StreetSiren Jeweller

Wireless siren with LED frame.



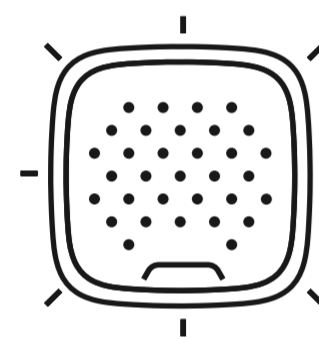
An Ajax hub is required for operation.  
Find the detailed information on the  
device at the link:

 [ajax.systems/support/devices/streetsiren/](https://ajax.systems/support/devices/streetsiren/)



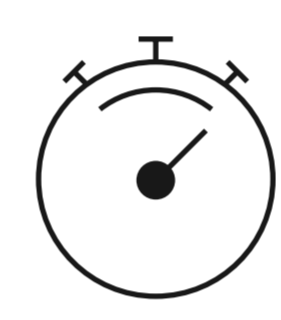
## Key features

 Adjustable volume: from 85 dB to 113 dB

 Delay and security mode  
changing indication

 IP54 protection class

 Remote control and setup via the app


 Adjustable alarm duration:  
from 3 s to 3 min

 Door opening notifications

 Effortless installation and replacement

 Connecting via QR code

## Operating principle



### Informs about alarms

The siren responds to tamper and security system alarms in less than a second. It is loud enough to scare away intruders and attract the attention of neighbours.

## Serves as a security status indicator

The siren LED notifies that the facility is armed, and a sound signal indicates **Delay When Entering / Leaving**. These are helpful features for the users who control the security system with a keypad or key fob.



## Informs about alarms

The siren responds to tamper and security system alarms in less than a second. It is loud enough to scare away intruders and attract the attention of neighbours.



**Jeweller**

**communication technology**




**Jeweller** is a **two-way wireless protocol** that provides fast and reliable communication between hubs and devices. The protocol delivers instant data-rich alarms: security companies and users know who and when has armed or disarmed the facility.

Jeweller features **encryption** and **authentication** to prevent forgery, and **polling** to display devices' status in real-time. Supporting **up to 1,500 m** of wireless connectivity between StreetSiren and hub (or range extender), Jeweller is ready to protect facilities and deliver **the best user experience** for both end-users and installers.

## Technical specifications

Compliance with standards	<b>EN 50131 (Grade 2)</b> <b>PD 6662:2017</b> <b>UL985, UL1023, UL2610</b> <b>ULC S545, ULC S304</b>	Compatibility	<b>Hubs</b> all Ajax hubs  <b>Range extenders</b> all Ajax radio signal range extenders
---------------------------	---	---------------	---

<p>Communication with control panel and range extenders</p>	<p> <b>Jeweller communication technology</b></p> <p><b>Frequency bands</b>  866.0 – 866.5 MHz  868.0 – 868.6 MHz  868.7 – 869.2 MHz  905.0 – 926.5 MHz  915.85 – 926.5 MHz  921.0 – 922.0 MHz  Depends on the region of sales.</p> <p><b>Maximum effective radiated power (ERP)</b>  ≤ 20 mW</p> <p><b>Communication range</b>  up to 1,500 m  In an open space.</p> <p><b>Polling interval</b>  12 – 300 s  Adjusted by PRO or user with admin rights in the Ajax app.</p> <p><b>Protection against forgery</b>  Device authentication</p>	<p>Features</p> <p><b>Alarm type</b>  acoustic and light</p> <p><b>Alarm volume</b>  from 85 to 113 dB at a distance of 1 m  Adjusted by PRO or user with admin rights in the Ajax app.</p> <p><b>Alarm duration</b>  from 3 s to 3 min  Adjusted by PRO or user with admin rights in the Ajax app.</p> <p><b>Siren sound frequency</b>  3.5 ± 0.5 kHz</p> <p><b>Chime</b>  The siren makes a special sound to notify that the opening detectors are triggered when the system is disarmed.</p>
<p>Power supply</p>	<p><b>Main power supply</b>  4 × CR123A battery  Pre-installed</p> <p><b>Optional power supply</b>  12 V<sub>DC</sub>, 1.5 A</p> <p><b>Battery life</b>  up to 5 years</p>	<p>Installation</p> <p><b>Operating temperature range</b>  from -25°C to +60°C</p> <p><b>Operating humidity</b>  up to 95%</p> <p><b>Protection class</b>  IP54</p>

<p>Enclosure</p> <p><b>Colours</b> white, black</p> <p><b>Dimensions</b> 200 × 200 × 51 mm</p> <p><b>Weight</b> 97 g</p> <p><b>Anti-sabotage tampering alarm</b> Triggered when the device body is opened.</p> <p><b>accelerometer</b> Activated when someone's try to move or dismount the device.</p>	<p>Complete set</p> <p>StreetSiren Jeweller 4 × CR123A battery Pre-installed SmartBracket Installation kit Quick Start Guide</p>
---	--