

Table of contents

Quick Start Guide	1-3
快速入門指南.....	4-6
Hướng dẫn nhanh.....	7-9
Panduan Memulai Cepat.....	10-12
Краткое руководство.....	13-15
دليل البدء السريع	16-18
Schnellstartanleitung.....	19-21
Guide de démarrage rapide.....	22-24
Guía de inicio rápido.....	25-27
Hızlı başlangıç Kılavuzu.....	28-30

Before You Begin

Before You Begin Package Contents

Packing List

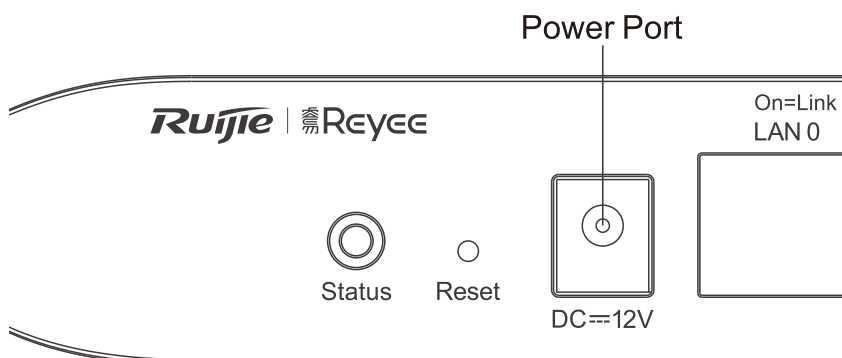
Item	Name	Quantity	Unit	Remar
1	RG-EG105G V2 Host	1	Set	
2	Foot Pad	4	Piece	
3	Power Adapter	1	Piece	
4	Quick Start Guide	1	Copy	
5	Warranty Card	1	Copy	

You can retrieve product supporting documents at <https://www.ruijienetworks.com>. Click Support > Technical Documents, and download the documents you need.

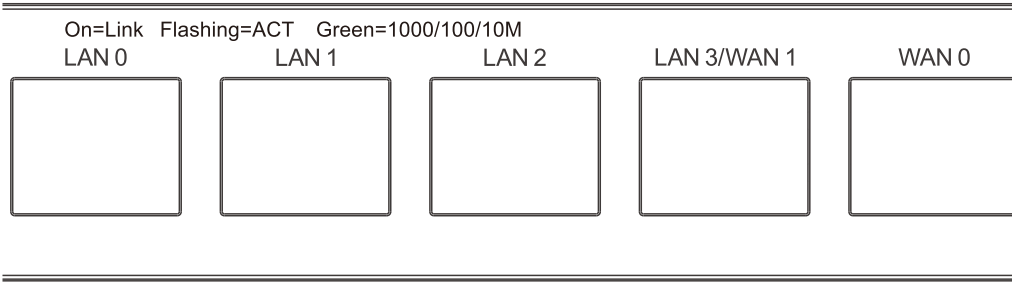
Installation and Networking

Installation

- ① Install the device on a stable cabinet or platform, and ensure airflow for proper ventilation.
- ② Connect the power supply as the image below.



③ Use the cable to connect WAN port to the Internet, and LAN port to switches, APs or other devices.



④ After properly installing the device and connecting cables, power on the device for configuration.

Networking

Method 1 (recommended)

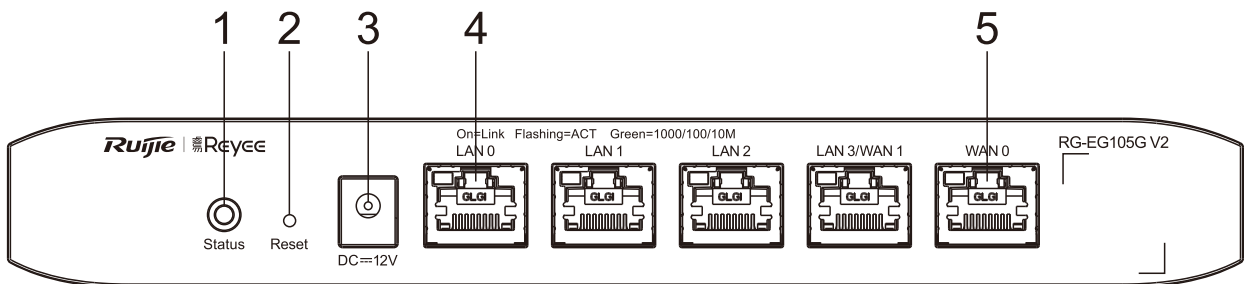
Scan the QR-code on the manual or device to download Ruijie Cloud App. Follow the guide on App to set up and configure the network.



Method 2

Connect to device SSID(default SSID: @Ruijie-mxxx), or connect the cable to the device LAN port and visit <http://192.168.110.1> to perform configuration.

Port Information



Note:	1. System status LED	4. 10/100/1000Base-T auto-sensing LAN port
	2. Reset button	
	3. DC power port	

Specifications

Specification		RG-EG105G V2
Standard		IEEE 802.3, IEEE 802.3u, IEEE 802.3x, IEEE 802.3z
Interface		5*10/100/1000M Base-T ports, supporting up to 2 WAN ports (Default: 1 WAN port, 4 LAN ports, port LAN3 can be switched as port WAN1)
Power Consumption		The overall maximum output power is 6W.
Dimensions (W x D x H))		206.5mm x 108.5mm x 28mm
Operating Environment	Temperature	0 °C - 40 °C
	Humidity	10% - 90% RH, non-condensing
Storage Environment	Temperature	-40 °C - 70 °C
	Humidity	5% - 95% RH, non-condensing

CE Warning:

Operation of this equipment in a residential environment could cause radio interference.